




WWW.RESUNSOLAR.COM



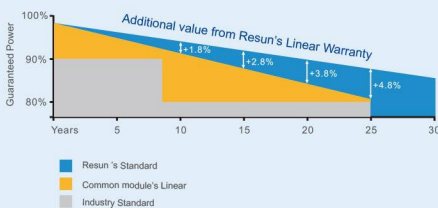
144 Cells
Mono Half-Cell 9BB

390-420 W
Power output

20.87%
The Highest Efficiency

0~ +5W
Tolerance

**0.5% Annual Degradation
over 30 years**



LINEAR PERFORMANCE WARRANTY
12 year Product Warranty / 30 year Linear Power Warranty

RS6I-M

RS6I-M HALF-CELL series is produced with high efficiency multi-busbar cells, which can reduce the module internal power loss to improve its conversion efficiency, as well as lower the failure risk caused by cracks and broken busbar to enhance the module reliability. Combined with half-cell technology, the module is highly resistant to hot-spot crisis caused by shadow effect.



High Reliability

Multi-busbar technology can effectively reduce the reliability risk caused by cells cracks and broken busbar.



Anti-PID Resistance

Prominent anti-PIPO performance reduces the power degradation, leading to higher energy yield and lower LCOE.



Durability Against Extreme Conditions

Certified to resist high salt mist and ammonia conditions.



High Efficiency

Multi-busbar technology can reduce the module internal power loss to improve the module conversion efficiency significantly.



Low-Light Performance

With high transmittance and anti-reflective 3.2mm tempered glass, the module has stronger performance under low light circumstances.



High Mechanical Strength

Certified to withstand: high wind load (2400Pa) and snow load (5400Pa).

Full range of products and certification systems

ISO9001 TUV PID-FREE CE IEC 61215/61730/61701/62716




RS6I-M



GLOBAL PROFESSIONAL PV PRODUCTS INTEGRATED SOLUTIONS SUPPLIER

Dimension of PV Modules Unit: mm



ELECTRICAL DATA(STC)

	390W	395W	400W	405W	410W	415W	420W
Rated Power in Watts-Pmax(Wp)	390W	395W	400W	405W	410W	415W	420W
Open Circuit Voltage-Voc(V)	49.0V	49.2V	49.4V	49.6V	49.8V	50.0V	50.2V
Short Circuit Current-Isc(A)	10.15A	10.25A	10.35A	10.40A	10.47A	10.54A	10.61A
Maximum Power Voltage-Vmp(V)	39.7V	39.90V	40.10V	40.30V	40.5V	40.70V	40.90V
Maximum Power Current-Imp(A)	9.82A	9.92A	10.02A	10.05A	10.12A	10.19A	10.27A
Module Efficiency (%)	19.38%	19.63%	19.88%	20.13%	20.38%	20.63%	20.87%

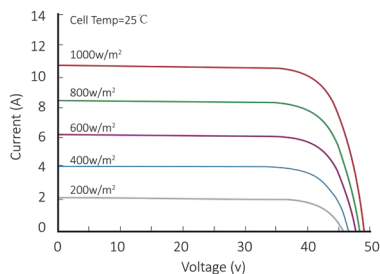
STC: Irradiance 1000 W/m², Cell Temperature 25°C, Air Mass AM1.5 according to EN 60904-3.

ELECTRICAL DATA(NOCT)

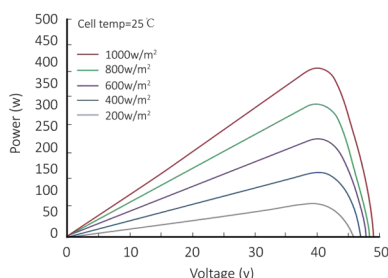
	291W	295W	298W	302W	306W	310W	313W
Maximum Power-Pmax (Wp)	291W	295W	298W	302W	306W	310W	313W
Open Circuit Voltage-Voc (V)	45.91V	46.10V	46.29V	46.48V	46.66V	46.85V	47.04V
Short Circuit Current-Isc (A)	8.20A	8.28A	8.36A	8.40A	8.46A	8.52A	8.57A
Maximum Power Voltage-Vmp(V)	36.99V	37.08V	37.18V	37.53V	37.73V	37.93V	38.09V
Maximum Power Current-Imp(A)	7.87A	7.95A	8.03A	8.05A	8.11A	8.16A	8.23A

NOCT: Irradiance at 800 W/m², Ambient Temperature 20°C, Wind Speed 1 m/s.

Current-Voltage Curve (RS6I-400M)



Power-Voltage Curve (RS6I-400M)



MECHANICAL DATA

Solar cells	Half-Cell Mono 158.75x158.75mm, 9 Bus bars
Cell configuration	144 Cells (6x24)
Module dimensions	2008x1002x35mm
Weight	22.5KGS
Front Cover	3.2mm Tempered Glass
Frame Material	Anodized Aluminum Alloy
J-BOX	IP67 or IP68, 3 Diodes
Cable	4mm2(IEC)/12AWG(UL),300mm
Connectors	MC4 or MC4 Comparable
Standard Packaging	31pcs/pallet

TEMPERATURE & MAXIMUM RATINGS

Nominal Operating Cell Temperature (NOCT)	45°C±2°C
Temperature Coefficient of Voc	-0.32%/°C
Temperature Coefficient of Isc	0.05%/°C
Temperature Coefficient of Pmax	-0.39%/°C
Operational Temperature	-40~+85°C
Maximum System Voltage	1500V(IEC)
Max Series Fuse Rating	20A

Partner information



A: Room 606, No. 13, Yongshang Garden, Jingfeng Road, Mudu Town, Wuzhong District, Suzhou, Jiangsu Province, China
 F: +86512-66292101 T: +86 512-66293858
 W: www.resunsolar.com E: info@resunsolar.com

PACKAGING CONFIGURATION

	40HQ
Modules per container	726pcs
Package	31pcs/pallet, 2pcs/carton
Package Number	22pallets + 22cartons